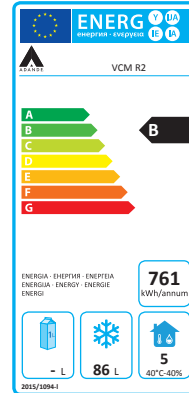


## Cassette Standard Depth Matchbox Drawer Variable Fridge to Freezer Unit



Hydrocarbon  
R600a Refrigerant

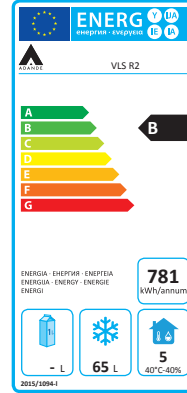
Standard  
Drawer



Matchbox Drawer  
'B' Energy Rating  
in Freezer Mode

'A' Energy Rating  
in Fridge Mode  
(Consumption 307  
kWh/annum)

Shallow  
Drawer



Shallow Drawer  
'B' Energy Rating  
in Freezer Mode

'A' Energy Rating  
in Fridge Mode  
(Consumption 325  
kWh/annum)

(also available in HFC R404a)

## Cassette Shallow Depth Drawer Variable Fridge to Freezer Unit



VLS1/FBT  
Flat Base (FB)  
Cover Top (T)

### Blast Chill (BC)

For added functionality, a BC option is available with this spec of Drawer

VCM1/FBT  
Flat Base (FB)  
Cover Top (T)

Storage Capacity	
<b>Standard Drawer</b>	<b>Shallow Drawer</b>
<b>Gastronorm Pans</b> 4 x 1/1 GN pans 100 mm Deep or equivalent	<b>Gastronorm Pans</b> 4 x 1/1 GN pans 75 mm Deep or equivalent
<b>Maximum Weight</b> 40 kg of Food	<b>Maximum Weight</b> 30 kg of Food
<b>Volume</b> 86 Litres	<b>Volume</b> 65 Litres

Applications
<ul style="list-style-type: none"> <li>Ergonomic storage solution, right at the point of use</li> <li>Matchbox Drawers provide access from both sides of a central island unit</li> <li>Ideal for meat, larder prep, pastry &amp; dessert prep</li> <li>Perfect storage for garnish and 'mise en place'</li> </ul>

**Temperature Flexibility**

Foods can be stored at the optimum set point anywhere in the range

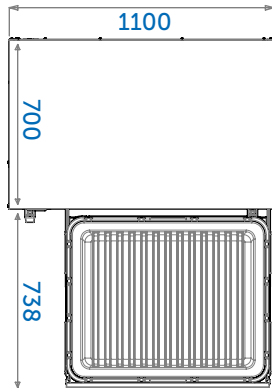
+15°C ← → -22°C

Climate Testing
Tested to <b>Climate Class 4</b> (30°C & 55% relative humidity) for temperature and energy consumption and to <b>Climate Class 5</b> (40°C & 40% relative humidity) for temperature

Electrical
<b>Mains Supply</b> 230 Vac 50 Hz
<b>Power Socket</b> (included) Correct 2 or 3 Pin Plug fitted for each country
<b>Mains Lead</b> (included) 2 Metre Coiled Lead

Plan View |

Cassette Drawers  
VCM1 & VLS1  
with  
Open Drawer

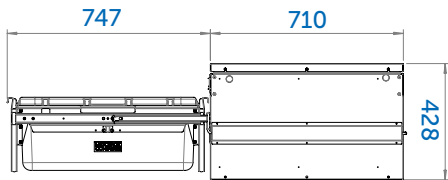
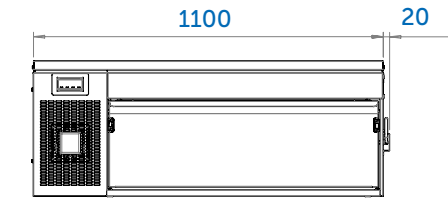


**NOTE**  
The Matchbox Drawer (VCM) opening mechanism makes the unit 20 mm Wider & 10 mm Deeper than the dimensions shown above

Elevations |

Matchbox Drawer Cassette VCM1

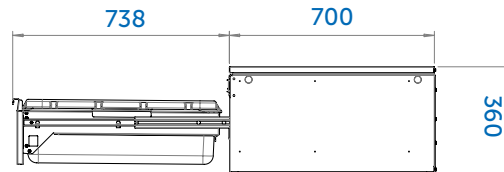
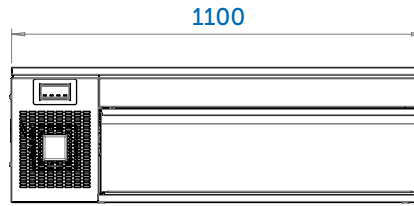
Flat Base (FB)  
Solid Worktop (W)



VCM1/FBW

Shallow Drawer Cassette VLS1

Flat Base (FB)  
Cover Top (T)



VLS1/FBT


Tops |



Drawer Modules |



Base |



OPTIONS

Matchbox Cassette Specifications

STANDARD DEPTH DRAWER + SOLID WORKTOP (W)	Flat Base (FB)	
Finished Height	428 mm	VCM1/FBW
Load Bearing	Check weight capacity of cook range or other fabricated housing of the Adande Cassette unit	

Shallow Drawer Cassette Specifications

SHALLOW DEPTH DRAWER + SOLID WORKTOP (W)	Flat Base (FB)	
Finished Height	369 mm	VLS1/FBW
Load Bearing	Check weight capacity of cook range or other fabricated housing of the Adande Cassette unit	

STANDARD DEPTH DRAWER + COVER TOP (T)	Flat Base (FB)	
Finished Height	419 mm	VCM1/FBT
Load Bearing	Check weight capacity of cook range or other fabricated housing of the Adande Cassette unit	

SHALLOW DEPTH DRAWER + COVER TOP (T)	Flat Base (FB)	
Finished Height	360 mm	VLS1/FBT
Load Bearing	Check weight capacity of cook range or other fabricated housing of the Adande Cassette unit	